



**NATIONAL SOCIO-ECONOMIC DEVELOPMENT PLAN
2011-2012
AND NATIONAL SOCIO-ECONOMIC DEVELOPMENT
PLAN 2012-2013**

**H.E. Dr. Khamlien PHOLSENA
Vice Minister
Ministry of Planning and Investment
November 23, 2012**



Part I:

**Overview of Achievements of
the National Socio-Economic
Development Plan 2011-2012**



Overall Goals of 7th NSED 2011-2015

1. Maintain economic growth in a stable and progressive manner at more than 8% per year.
2. Achieve the MDGs (including poverty reduction) and full integration with the ASEAN Community by 2015, acquire modern technologies and infrastructure, and establish a diverse economic foundation to help the country graduate from Least Developed Country status in 2020.



Overall Goals of 7th NSED 2011-2015

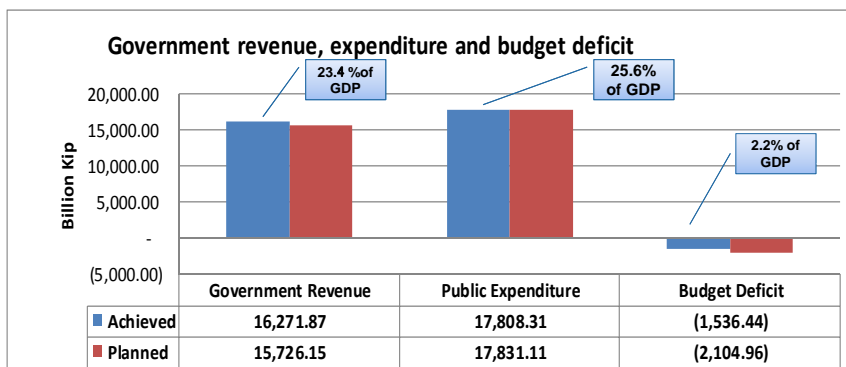
3. Ensure sustainable development by integrating economic development with socio-cultural development and environment protection to the nation's advantage.
4. Ensure political stability, fairness, and order in the society; maintain public security; and support regional and international integration.

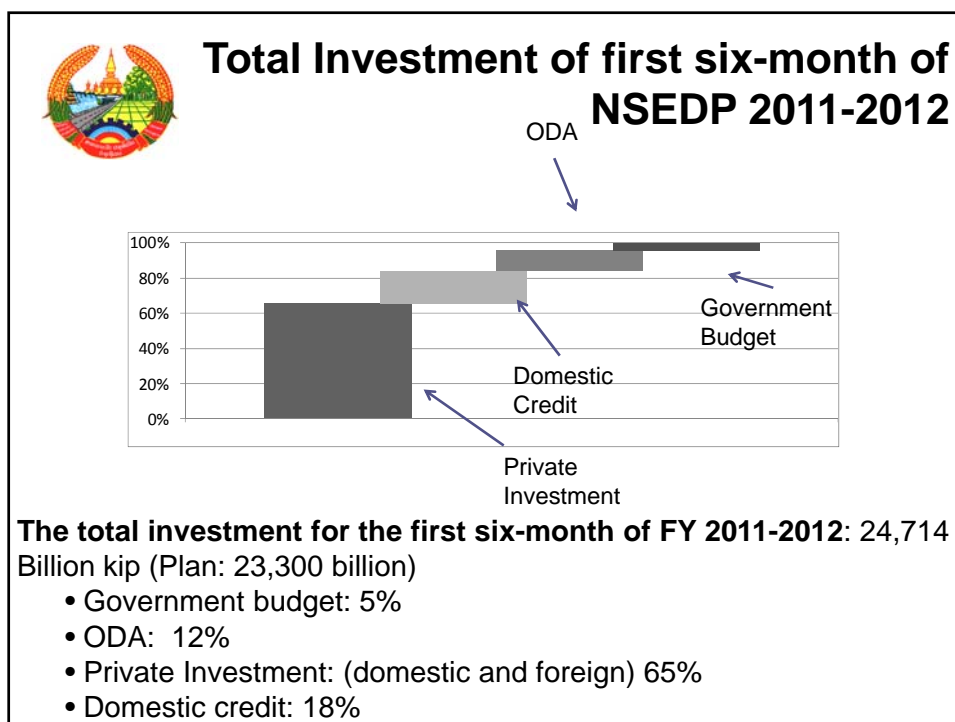
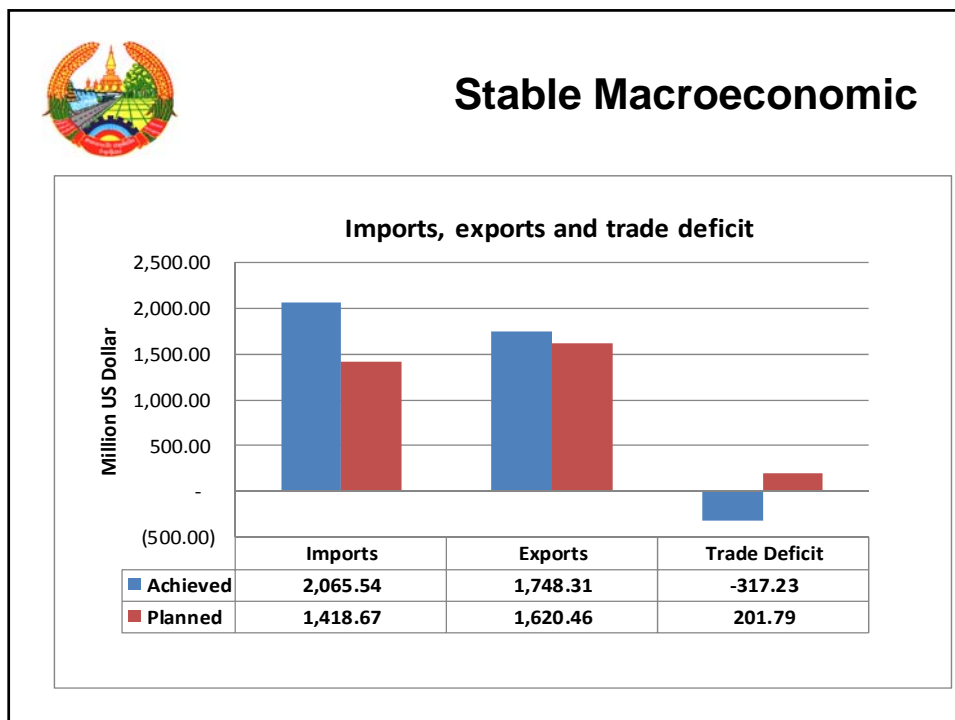
Goal 1 Maintain economic growth in a stable manner



Stable Macroeconomic

- GDP Growth: 8 %
- Inflation rate averaging: 6.40% (April 2012 Projection)







Goal 2

Achieve the MDGs by 2015 and LDC Graduation in 2020



Progress to achieve the MDGs

- The Government allocated fund to 3 sectors:

– Economic	30%
– Socio-Culture	35%
– Infrastructure	35%
- Education 17% and Health 9% of total government expenditure



Progress to achieve the MDGs

- Progress towards achieving the MDGs remains steady as demonstrated by sustained poverty reduction from 48% in 1990 to 22% in 2011-2012 vis-à-vis the target of 24% in 2015 [MDG1]
- High primary school enrolment [MDG2]
- Progress to combat HIV/AIDS, TB and malaria is on-track [MDG6]



Progress to achieve the MDGs

- The proportion of couples using modern methods of family planning shows an important increase [MDG5]
- *Most notably*, through continued commitment to promote women participation in national development at all levels, Government has successfully reversed the stark imbalances in terms of gender parity in basic (primary and secondary) education [MDG3]



Lao PDR's Graduation from LDC status

- Today, it is necessary to look beyond 2015 and achievement of the MDGs
- Graduation from the ranks of the least developed countries (LDCs) by 2020 will require not just growth in GDP, but greater focus on the **quality** and **equity** of that growth
- Improving the quality of growth requires greater investments in **human capital, social sectors** and the **environment**



Goal 3

**Intertwine economic development,
socio-cultural development and
environment protection**



Goal 3. Intertwine economic development, socio-cultural development and environment protection

- Establishment of Ministry of Natural Resource and Environment
- Revise the Law on Environmental Protection
- Prime Minister's Order No.13/PM on stopping any consideration of the new concession area for Mineral, Rubber tree and Eucalyptus tree from 2012 to 2015



**Goal 4
Ensure political stability, fairness, and order in the society; maintain public security; and support regional and international integration.**



Goal 4

- Political stability and social order
- Promote and improve state with rule of law
 - Total of 94 laws
 - During 2011-12, 12 laws has been created, overhauled and edited (as of June 2012)



Goal 4

- Lao PDR is officially accepted as WTO member in Geneva on 26 Oct 2012.
- Successfully hosted 7th ASEP on October 2012 and 9th ASEM Summit on 5-6th November 2012
- Hosted CLV JCC on 7th December 2011
- Preparation to fully integrated in ASEAN Community



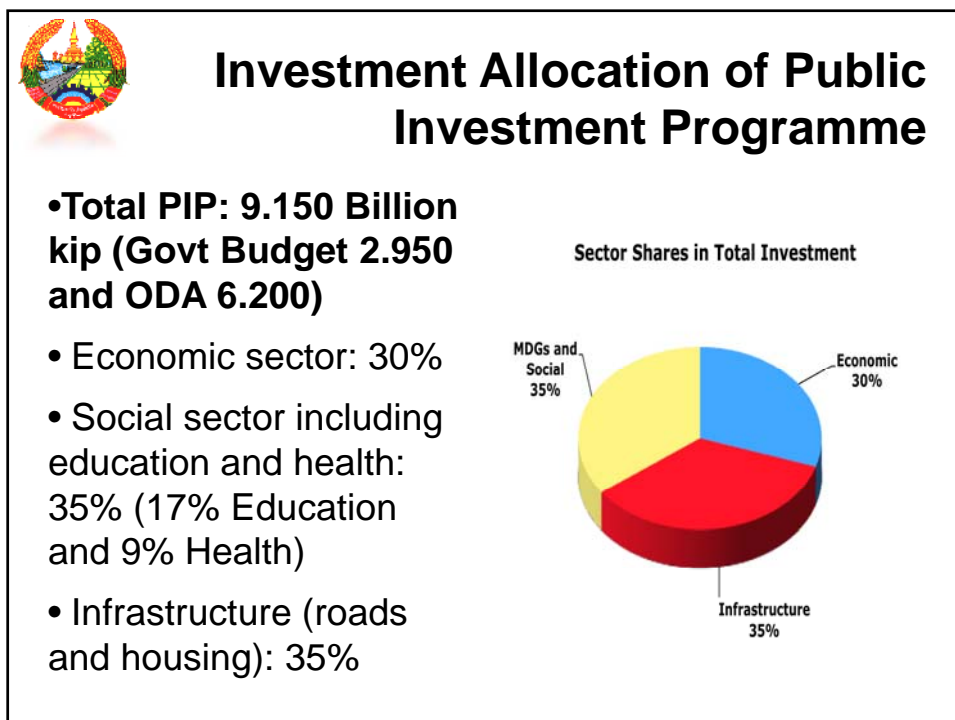
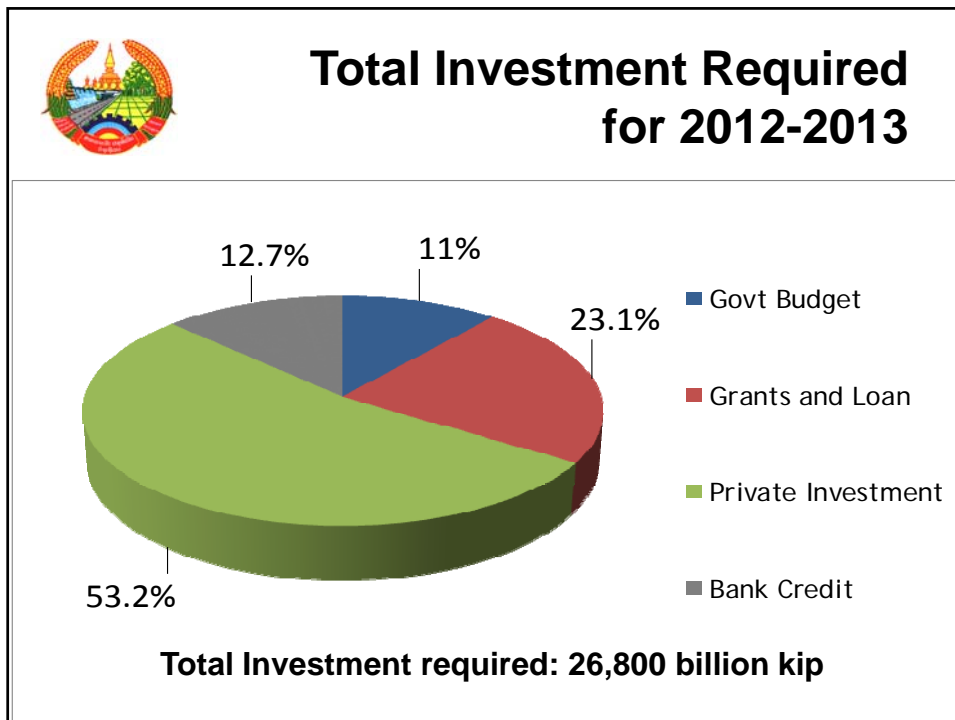
Part II

Main directions, targets and priorities of the National Socio-Economic Development Plan (2012-2013)



Macroeconomic Targets 2012-2013

Macroeconomic indicators	Targets 2012-2013
GDP Growth	8.3%
Inflation Rate	Not more than GDP growth
Foreign Reserve	Covers 5 months of imports
Exchange Rate	Continue flexible exchange rate policy, managed by the Government
Expected Revenue	19,747 billion kip
Expected Expenditure	22,290 billion kip
Exports	USD 2,060 million
Imports	USD 2,310 million



**Thank you very much
for your kind attention**

