

# Round Table Meeting 4-5 Dec 2018

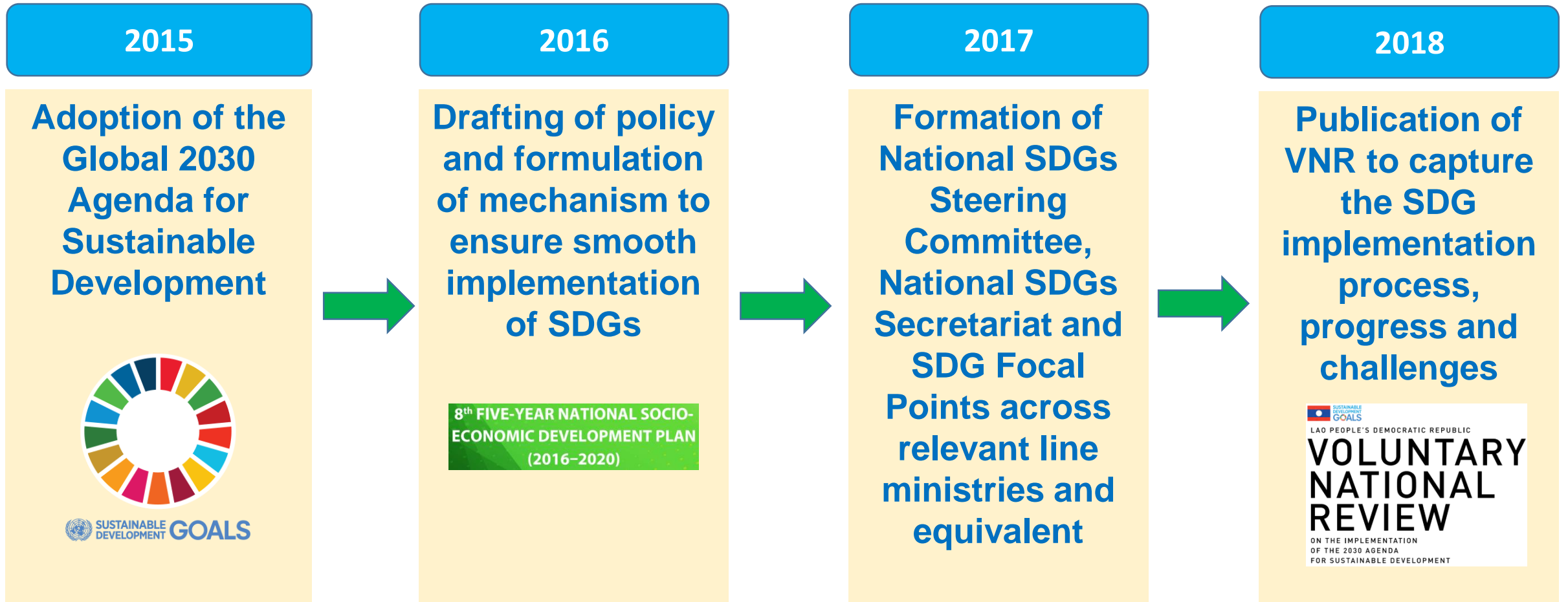
## National SDGs Secretariat



Her Excellency Mme. Khamphao Eunthavanh  
Vice Minister of Foreign Affairs, Lao PDR



# Key Milestones of SDGs





# Integration of SDGs into NSED

Outcome 1 Economic	Outcome 2 Social	Outcome 3 Environment	Cross-cutting
 7 AFFORDABLE AND CLEAN ENERGY	 8 DECENT WORK AND ECONOMIC GROWTH	 1 NO POVERTY	 5 GENDER EQUALITY
 9 INDUSTRY, INNOVATION AND INFRASTRUCTURE	 10 REDUCED INEQUALITIES	 2 ZERO HUNGER	 17 PARTNERSHIPS FOR THE GOALS
	 3 GOOD HEALTH AND WELL-BEING	 11 SUSTAINABLE CITIES AND COMMUNITIES	
	 4 QUALITY EDUCATION	 12 RESPONSIBLE CONSUMPTION AND PRODUCTION	
	 6 CLEAN WATER AND SANITATION	 13 CLIMATE ACTION	
	 16 PEACE, JUSTICE AND STRONG INSTITUTIONS	 14 LIFE BELOW WATER	
	 18 LIVES SAFE FROM UXO	 15 LIFE ON LAND	

## LOCALIZATION OF SDGs:

Nearly


# 60%

of the 8th NSED indicators are linked to SDG indicators.

The remaining SDG indicators will be integrated in the future 9<sup>th</sup> and 10<sup>th</sup> NSED



# Goal 18: Lives Safe from UXO



## Progress

- Major national survey to inform long-term resource planning, prioritization and clearance of UXO
- More than 53,000 hectares of land cleared of UXO and more than 1.3 million items of UXO destroyed

## Challenges

- Addressing and quantifying the impact of UXO
- Putting in place comprehensive programmes to help the UXO victims and survivors
- Identifying and clearing the Confirmed Hazardous Areas (CHAs)

## Looking Forward:

- Strengthening national capacities for planning, coordination and information management
- Developing policy and procedures to help UXO survivors in health, education and employment services
- Identifying and promoting emerging technologies to improve performance and efficiency of UXO clearance



# VNR Presentation at HLPF



Lao PDR's VNR was highly regarded for being objective, participatory, inclusive and transparent







# VNR Presentation at HLPF

His Excellency Mr. Saleumxay Kommasith,  
Minister of Foreign Affairs, presenting VNR  
at HLPF



Apart from the VNR presentation, the Lao delegates also exchanged dialogues with development partners and set up exhibition and side event on  
SDG 18: Lives Safe from UXO



**18** LIVES SAFE  
FROM UXO



ຊີວິດທີ່ປອດໄພຈາກ  
ລະເບີດບໍ່ທັນແຕກ



# SDG Roadmap and Communication Strategy

Revised outline of the National Roadmap for the achievement of the Agenda 2030 and its Sustainable Development Goals in Lao PDR



National SDGs Secretariat

Lao PDR 2030 Agenda Communications Strategy

*“Leaving No One Behind”*



National SDGs Secretariat

September 2018

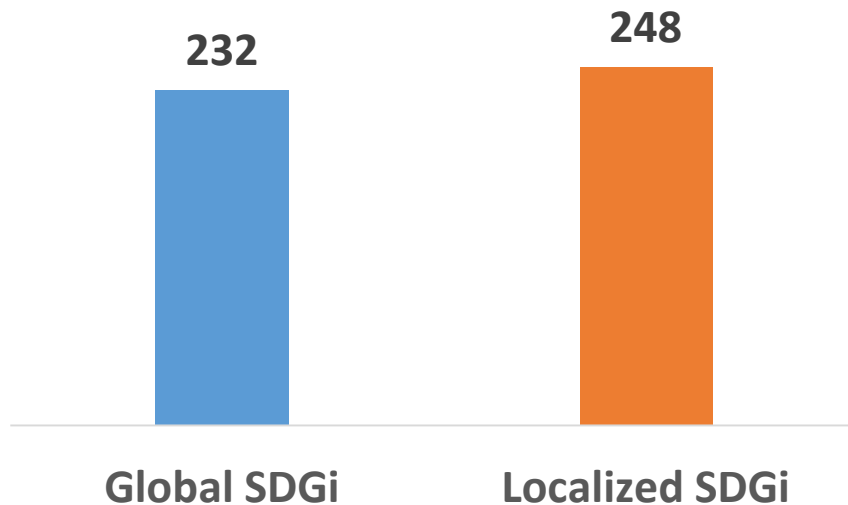
These two pieces of documents lay out key activities related to SDG implementation focusing on partnership, capacity building and raising awareness of SDGs among different stakeholders, especially the disadvantaged groups, in the spirit of

**leaving no one behind.**



# No. of SDG Indicators

Number of SDG Indicators



68\* out of 248 localized SDG indicators have already been integrated into

**8<sup>th</sup> NSEDP**



The remaining indicators will continue to be integrated into **9<sup>th</sup> and 10<sup>th</sup> NSEDP**

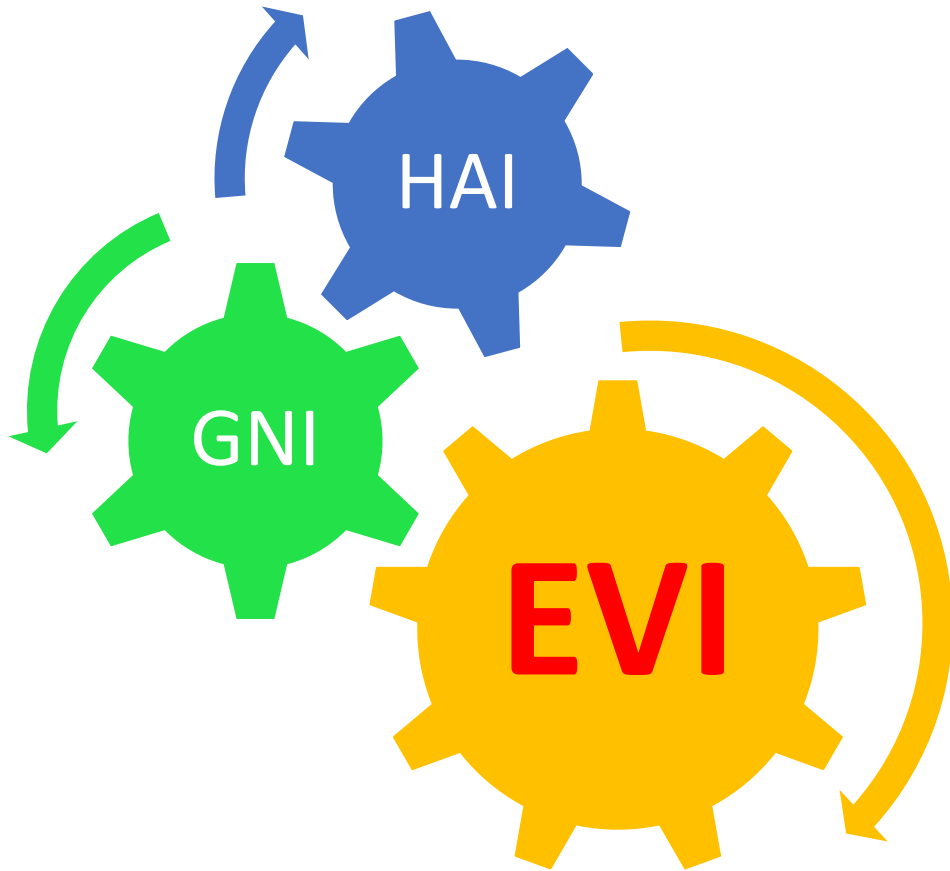
**Note:**

- The number of global SDGi is as of March 2018 ([www.unstats.un.org/sdgs/indicators/indicators-list/](http://www.unstats.un.org/sdgs/indicators/indicators-list/))
- The number of localized SDGi (incl. sub-indicators) counts the sub-indicator or the break-down of the main SDG indicator as one separate indicator. These indicators are updated as of 6 November 2018
- 92 indicators out of 160 indicators in the 8<sup>th</sup> NSEDP are linked to 68 SDG indicators.





# LDC Graduation



The 2018 review found that Lao PDR has passed the thresholds for Gross National Income per capita and for the Human Assets Index.

The **Economic Vulnerability Index**, measuring the country's resilience to shocks and instability, **is still to be met.**

If Lao PDR sustains development gains and meets the criteria again in 2021, it will be formally removed from the list of LDCs in 2024



# Post Disaster Needs Assessment

## Summary of Total Effects (Damages and Losses) by Sector

Sector/Sub-sector/Issue	Total (in Billion Kip)		
	Damage	Loss	Total Effects
<b>Social Sector</b>			
Housing and Settlements	21.12	0.57	21.7
Education	18.73	1.68	20.41
Health and Nutrition	8.58	3.32	11.89
Culture	10.13	0.25	10.38
<b>Productive Sector</b>			
Agriculture (Crops, Livestock, Fisheries, Forestry, Irrigation)	139.75	1,087.57	1,227.32
Industry and Commerce	0.80	2.99	3.79
Tourism	21.22	12.87	34.09
<b>Infrastructure Sector</b>			
Transport	822.01	785.80	1,607.81
Electricity	42.22	3.16	45.38
Water Supply	50.96	19.019	69.98
Waterways	116.90	0.00	116.90
<b>TOTAL (in Billion Kip)</b>	<b>1,252.42</b>	<b>1,917. 23</b>	<b>3,169.64</b>
<b>TOTAL (in US\$ approximately)</b>	<b>US\$147 million</b>	<b>US\$225 million</b>	<b>US\$371 million</b>

ຂອບໃຈ  
Thank You



---

**National SDGs Secretariat**