



SDG Indicators Snapshot

National SDGs Secretariat

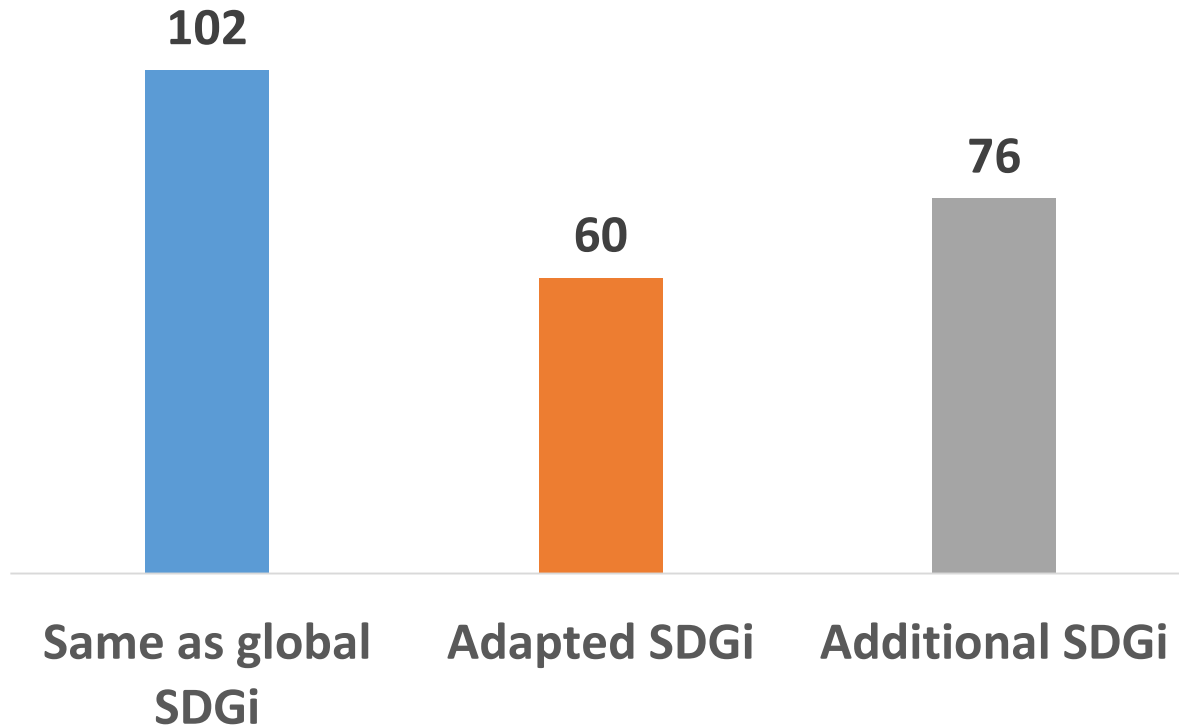
(Updated as of 6 June 2019)



SDG Indicators of Lao PDR

There are 238 SDG indicators

Figure 1: Number of SDG indicators in Lao PDR



1. Same as global SDGi: Referring to adopting the exact global SDG indicator, albeit with some differences in the data disaggregation requirements.

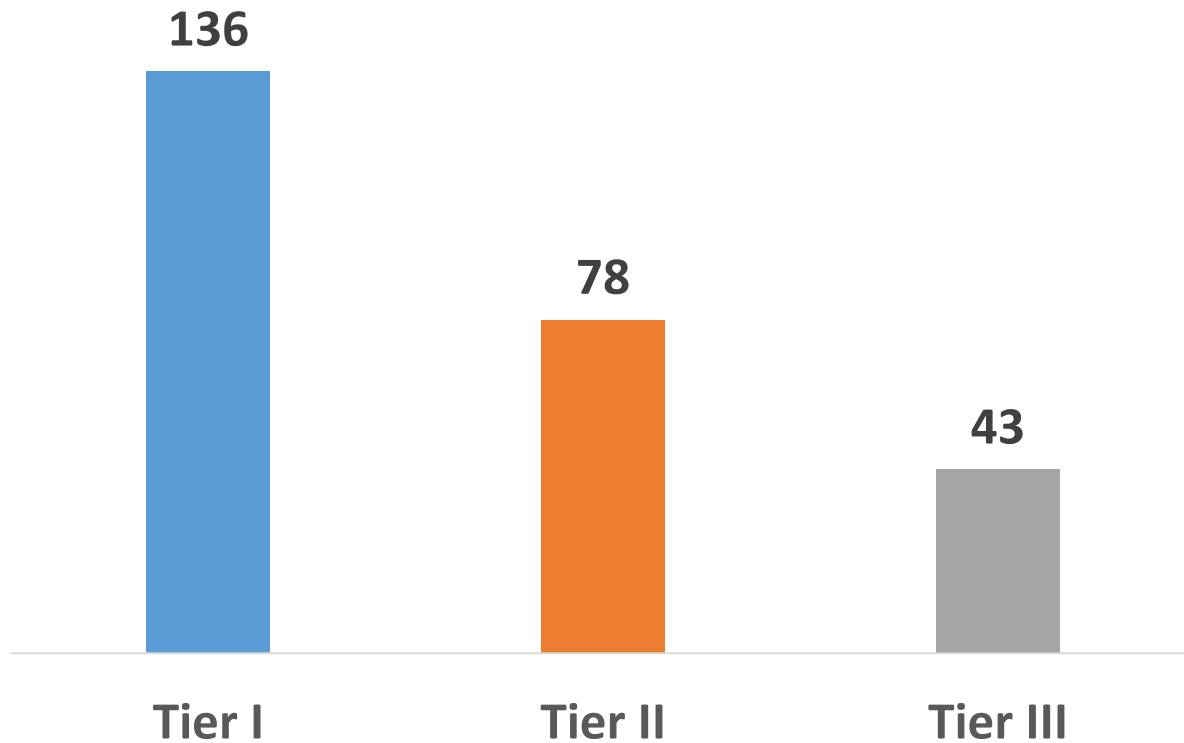
2. Adapted SDGi: Referring to a proxy indicator with similar requirements to the global SDG indicator that can still respond to the SDG target requirements.

3. Additional SDGi: Referring to new indicator that is not similar to the global SDG indicator. However, they are still relevant to responding to the SDG target requirements.



SDG Indicators of Lao PDR

Figure 2: SDG tier classification



238 vs. 257

For instance, “*SDG 15.a.1 Official development assistance and public expenditure on conservation and sustainable use of biodiversity and ecosystems*” is classified as one indicator.

However, through the localization process, the indicator is broken down to:

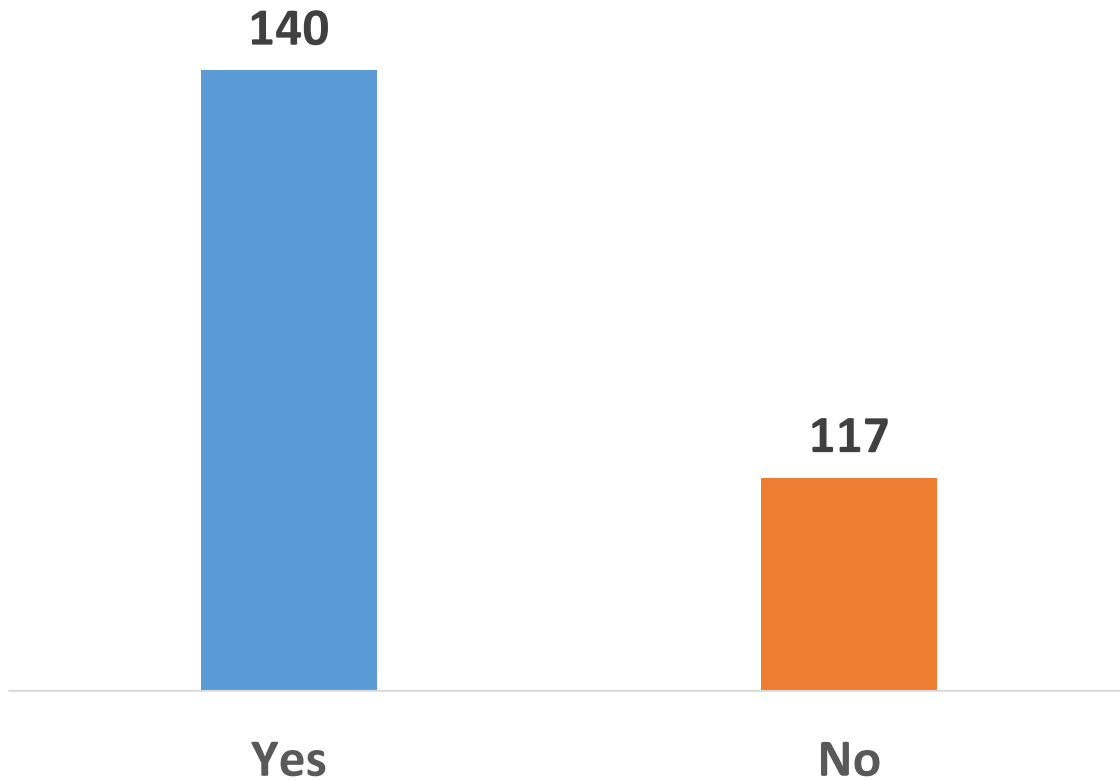
15.a.1.a Net official development assistance provided for biodiversity/ ecosystems (US\$) – Tier I

15.a.1.b Public expenditure on biodiversity/ecosystems (US\$) – Tier III



SDG Indicators of Lao PDR

Figure 3: SDG indicator metadata



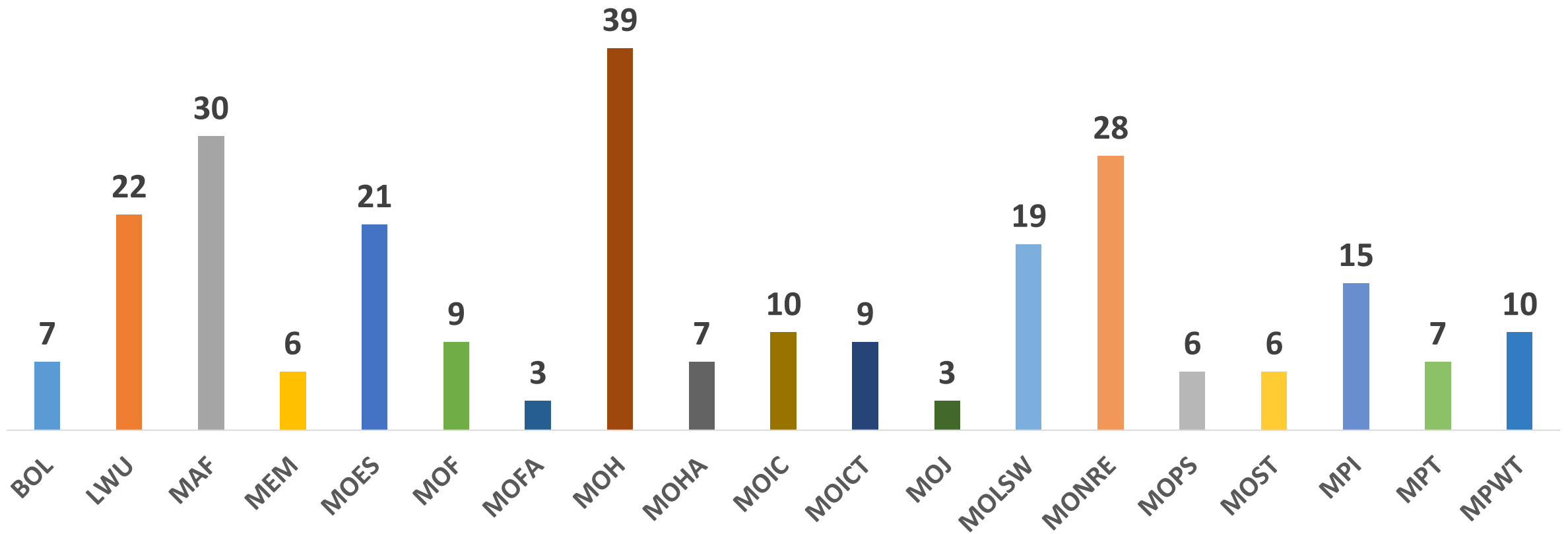
140 SDG indicators come with metadata (with some from global metadata while some from national set of data produced in the 8th NSEDP M&E Framework).

Metadata for the remaining **117 SDG indicators** will continue to be developed.



SDG Indicators of Lao PDR

Figure 4: SDG indicators assigned to SDGi Owners across line ministries and equivalent





SDG Indicators of Lao PDR

Figure 5: SDGi mainstreamed into 8th NSEDP

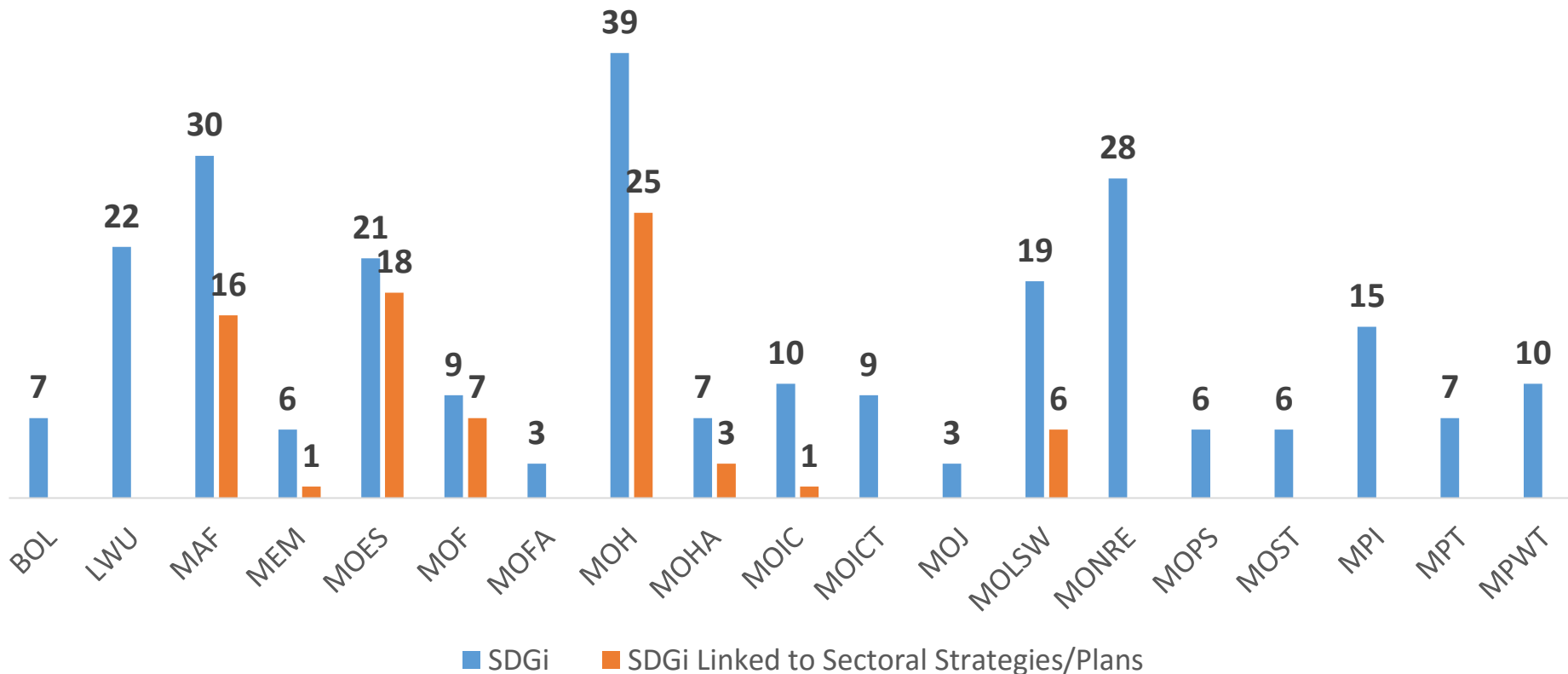


The 92 indicators out of 160 indicators in the 8th NSEDP M&E Framework are linked to only 71 SDG indicators. That means we only mainstream about 30% of SDG indicators into the 8th NSEDP (71/238).



SDG Indicators of Lao PDR

Figure 6: SDGi mainstreamed into the sectoral strategies/plans



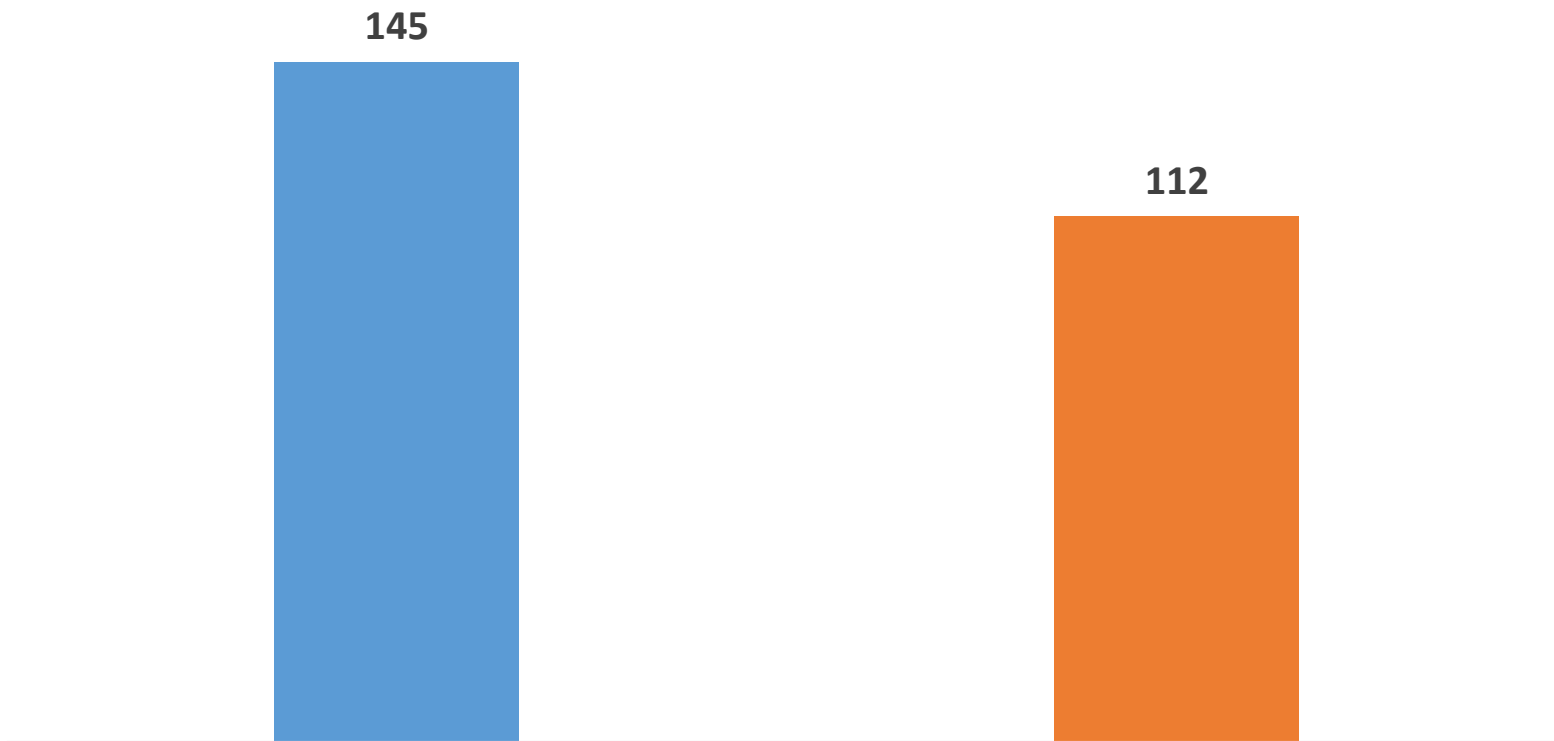
77 SDG indicators are mainstreamed into the respective sectoral strategies/plans

This is still at the preliminary analysis. More consultation with line ministries and equivalent is needed.



SDG Indicators of Lao PDR

Figure 7: SDGi with & without latest information/baseline values

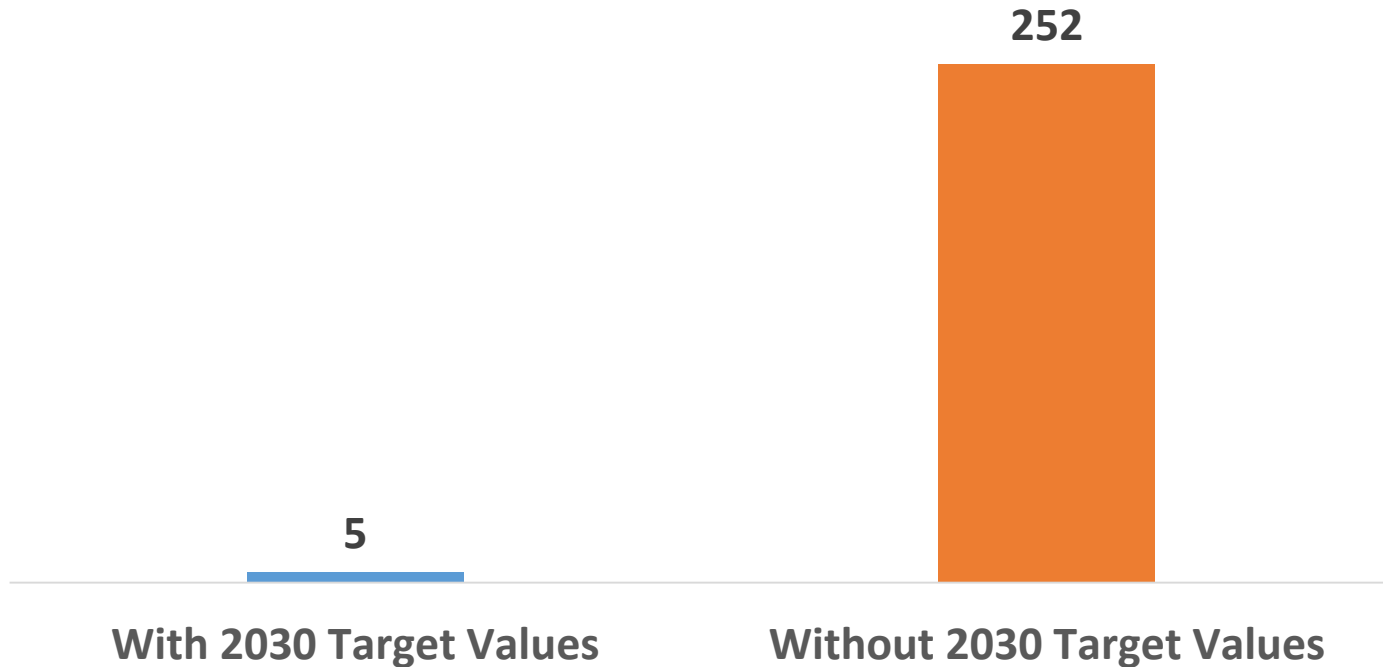


More consultation with line ministries and equivalent is still needed to confirm on this.



SDG Indicators of Lao PDR

Figure 8: SDGi with & without 2030 target values



More consultation with line ministries and equivalent is still needed.



SDG Indicators of Lao PDR

Table 1: SDG Coordination Matrix

SDGs	SDGr Owner	SDGi Owners																		
		BOL	LWU	MAF	MEM	MOES	MOF	MOFA	MOH	MOHA	MOIC	MOICT	MOJ	MOLSW	MONRE	MOPS	MOST	MPI	MPT	MPWT
SDG 1	MAF	2		5			1						3	3						
SDG 2	MAF & MOH			5					6		1									
SDG 3	MOH								29						1					
SDG 4	MOES					20													1	
SDG 5	LWU		18																1	
SDG 6	MONRE								4						7					2
SDG 7	MEM				6															
SDG 8	MOLSW	2									4	3		8					2	
SDG 9	MOIC	1									4						3	2	1	4
SDG 10	MPI (LSB)	1		2			1			1				2		1		1		
SDG 11	MPWT											3			6					4
SDG 12	MONRE			1		1									5					
SDG 13	MONRE														7					
SDG 14	MAF			5																
SDG 15	MAF			12															3	
SDG 16	MOHA		4				4	2		4			3			4				
SDG 17	MPI & MOFA	1					3	1		2	1						3	7	4	
SDG 18	MOLSW & MOFA													6						
Total No. of SDGi		7	22	30	6	21	9	3	39	7	10	9	3	19	28	6	6	15	7	10



Thank You